

**VISION:
TO SUPPORT EFFECTIVE
HIGH QUALITY AID
AND DEVELOPMENT
PROGRAMMES, WITH
THE VISION OF ACHIEVING
A SUSTAINABLE WORLD
FREE FROM POVERTY
AND INJUSTICE.**



A year of change at CID

It has been an exciting year at CID. The Board signed off on a new Strategy (for ratification at the CID conference), together with a Business Plan aimed at strengthening the value CID brings to its members. These documents highlight CID's role as an enabler of excellent development through the connections it provides between members, and through its Code of Conduct; as well, CID's role promoting the sector, influencing policy and opinion makers and building bridges with broader stakeholders. Underpinning this is a strengthening of CID's financial position and the desire to provide a hub for information, research and evidence of the impact members are making in the world.

In a special survey of members, many of you highlighted challenging fundraising conditions and changes disrupting the sector, asking CID to help you prepare for this. To do so the Board increased the Director's hours to full time with additional funding from the Ministry of Foreign Affairs and CID has reorganised itself to provide more of a network function

Ian McInnes
Chairperson

Above right: Thulo Gumela, Nepal: Walking home from school in Thulo Gumela, Nepal. The Himalayan Trust works to provide opportunities for young people in the Everest region by improving access to quality education. The Himalayan Trust are also building 163 seismic-strengthened classrooms, as well as toilet blocks and water supplies, at 38 schools in the region. *Photo: Sam Tarling, Himalayan Trust*

Above left: Cobue Settlement, Bua, Fiji: The moment when clean water came flowing through the pipes (Pacific Water for Life Project). *Photo: Monifa Fiu, Rotary NZ World Community Service*

for members – saying farewell to valued staff members as some roles changed.

A renewed relationship and face-to-face meetings with two successive Ministers, has strengthened CID's direct links with Government and MFAT, provided a secure platform for dialogue on a range of mutually relevant issues from policy to practice, to promotion of international aid. CID has also stepped up the number of trainings and workshops it runs, expanded the AGM into a conference, helped more of you attain code signatory status and facilitated collaboration on a number of protracted crises in the world. More than ever, it is a pleasure to be a CID member and to be journeying with you in strengthening our work together.



Statement of financial performance

For the Year Ended 30 June 2017

2016		2017	2017
ACTUAL	INCOME	ACTUAL	BUDGET
127,472	Membership Income	140,654	151,750
33,047	Other Independent Income	17,210	15,250
186,500	MFAT Funding	196,652	180,000
347,019	Total Income	354,516	347,000

EXPENDITURE			
48,848	Administration & Building Related	49,531	50,810
300,602	Staff	286,599	286,500
4,754	Travel	15,554	2,000
16,064	Research, Projects and Events	27,459	45,700
7,248	Communication	6,575	6,700
8,627	Governance	18,826	14,900
386,143	Total Expenditure	404,544	406,610

(39,124)	Surplus/(Deficit)	(50,028)	(59,610)
-----------------	--------------------------	-----------------	-----------------

Statement of financial position

For the Year Ended 30 June 2017

2016		2017	2017
ACTUAL	ASSETS	ACTUAL	BUDGET
529,817	Current Assets	518,806	240,893
16,147	Fixed Assets	15,868	27,911
545,964	Total Assets	534,674	268,804

LIABILITIES			
235,957	Current Liabilities	274,695	15,000
235,957	Total Liabilities	274,695	15,000

310,007	Equity	259,979	253,804
----------------	---------------	----------------	----------------

A summary of the financial statements

These summary financial statements have been extracted from the audited financial statements which were approved by the Board on September 13th 2017 and which were audited by Crowe Horwath, receiving an unqualified opinion dated September 21st 2017.

The operating deficit was \$50,028 (budgeted deficit \$59,610). Membership income increased as a result of some of the larger members moving into a higher income band. Additional income was received due to the Core Humanitarian Standard (CHS) workshop held in May 2017 which received grant funding of \$16,652 from MFAT.

Travel costs exceeded budget by \$13,554 as a result of the costs associated in 1) supporting overseas attendees to the CHS event (\$6,738), 2) sponsoring overseas speakers to other CID events and 3) increased visits to non-Wellington based members.

Funds on hand were \$513,000 compared to expected Funds on hand of \$236,000, (2016 Actual \$521,000). This is due to the advance receipt of the 2017/18 MFAT grant in June 2017 of \$199,180.

A copy of the audited financial statements will be available at the Annual General Meeting or on request from the CID offices after the AGM.

Below left: Man Khat Community, Shan State, Myanmar: A very happy rice farmer - Luang Nok - who is one of the beneficiaries of the New Hope Seed Bank programme, which rescues farmers from debt slavery. *Photo: Stu Corlett, Circuit International*

Below centre: Ambo village, South Tarawa, Kiribati: Environmental youth group planting mangroves to reduce erosion and to stop rubbish from drifting out to sea. *Photo: Petra Wheatley, Caritas Aotearoa New Zealand*

Members' survey

Results from the 2017 annual survey continue to show a dynamic sector prepared to innovate and adapt to meet new challenges. The public remain the strongest supporters of the sector, generating 55% of total funding. However the global trend in declining revenue from public donations continues.

In 2016 the sector generated a record \$215 million for overseas development and emergency interventions. This is an increase of about \$25 million from last year (although largely as a result of CID's increasing membership).

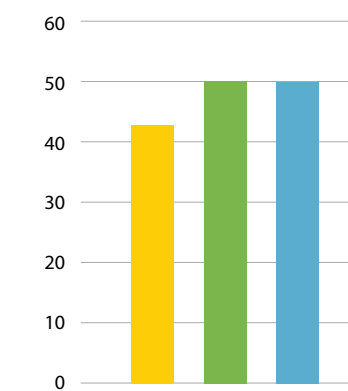
Alongside public donations, 18% of funds came from government sources, 11% from multilateral organisations, and 16% from revenue generated via services, sales and investments.

The majority of this work is in education, health, support for jobs and small enterprises, resilience, clean water and humanitarian assistance.

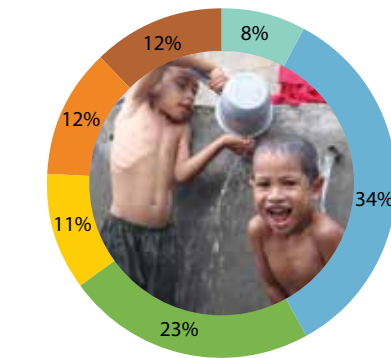
The sector continues to show increased flexibility with a willingness to deliver assistance more collaboratively. While the bulk of partnerships remain within the sector (other NGOs), and with private sector organisations (50% each), government partnerships beyond the Ministry of Foreign Affairs reveal an exciting array of relationships; with 10% partnering with other government departments; 27% with overseas government entities; 13% with local government in New Zealand; and a surprising 40% with Crown Research Institutes and academic institutions.

CID project partnerships

■ Government
■ Other NGO
■ Private Sector



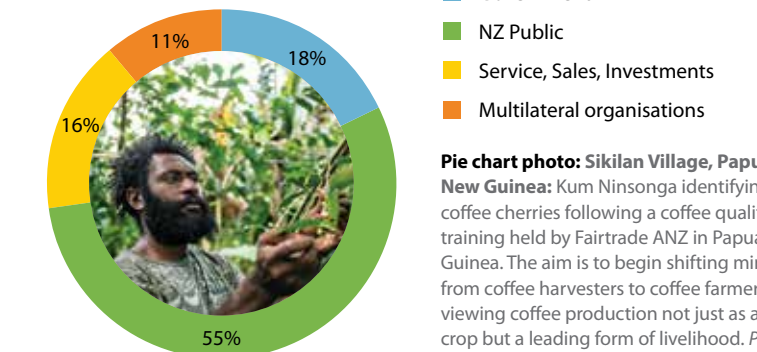
CID in the world



■ Americas
■ Africa
■ Pacific
■ South Asia
■ SE Asia
■ Cent. Asia & Mid East

Pie chart photo: Kanca village, Sumbawa: With access to clean water in their village, these boys will grow up going to school instead of fetching water. Clean water not only improves health, but enables people to realise their highest potential. *Photo: Rifaid Hasnun, SurfAid International.*

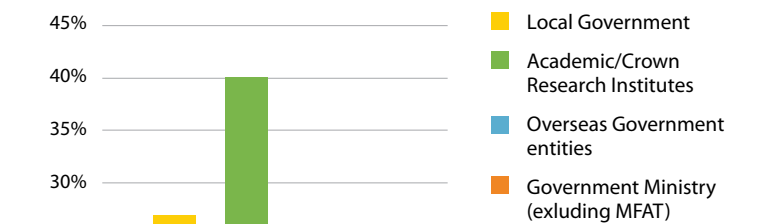
CID funding sources



■ Government
■ NZ Public
■ Service, Sales, Investments
■ Multilateral organisations

Pie chart photo: Sikilan Village, Papua New Guinea: Kum Ninsonga identifying ripe coffee cherries following a coffee quality training held by Fairtrade ANZ in Papua New Guinea. The aim is to begin shifting mindsets from coffee harvesters to coffee farmers and viewing coffee production not just as a cash crop but a leading form of livelihood. *Photo: Josh Griggs, Fairtrade ANZ*

Other Government partnerships: a breakdown



Below right: Laounaoula, Vanuatu: Naueiai cradles her two-year-old daughter, Rosa - as her own mother Lespeth, eighty-seven years old, watches on in Namene, Vanuatu. *Photo: Ethan Donnell, UNICEF NZ*

